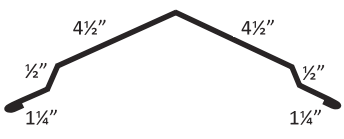
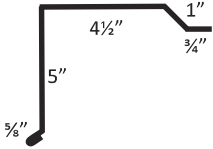
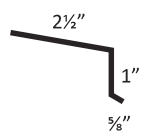
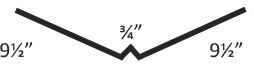
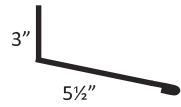
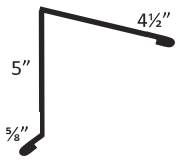
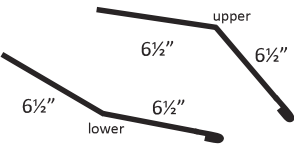
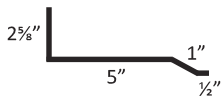
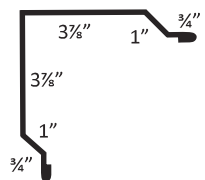
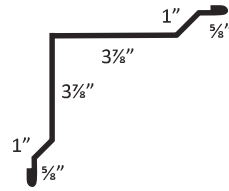
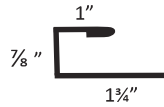
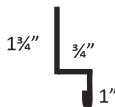

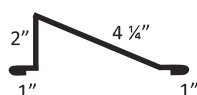
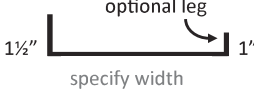
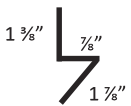
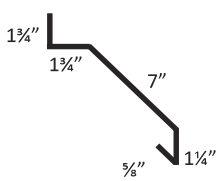
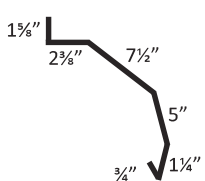
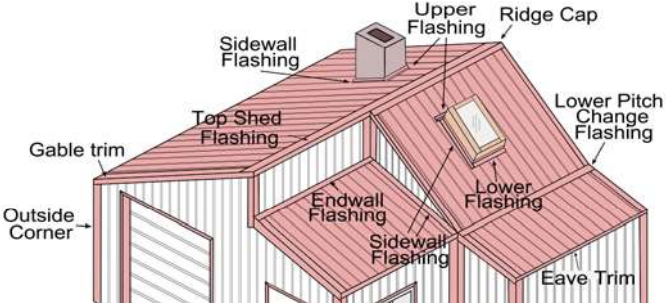


|   |   |  |  |        |       |        |  |        |  |
|---|---|--|--|--------|-------|--------|--|--------|--|
| <b>RIDGE CAP *</b><br>9:12 or > pitch needs more reach added<br><br>SKU TRRI | <b>GABLE TRIM</b><br><br>SKU TRG             | <b>EAVE TRIM *</b><br><br>SKU TREV   | <b>W VALLEY *</b><br>Specify both pitches (if required)<br><br>SKU TRWV |        |       |        |  |        |  |
| <b>ENDWALL TRIM *</b><br><br>SKU TREW  | <b>TOP SHED *</b><br><br>SKU TRTOP           | <b>PITCH CHANGE*</b> Specify both pitches<br><br><table border="1"> <tr> <td>TRPCU</td> <td>UPPER</td> </tr> <tr> <td>TRPCL</td> <td>LOWER</td> </tr> </table> SKU   | TRPCU  | UPPER  | TRPCL | LOWER  | <b>SIDEWALL</b><br><br>SKU TRSW |        |  |
| TRPCU   | UPPER   |  |  |        |       |        |  |        |  |
| TRPCL   | LOWER   |  |  |        |       |        |  |        |  |
| <b>OUTSIDE CORNER</b><br><br>SKU TRCO                                       | <b>INSIDE CORNER</b><br><br>SKU TRCI        | <b>C CASING</b><br><br>SKU TRCC   | <b>WALL TO LIGHT</b><br><br>SKU TRWL                                   |        |       |        |  |        |  |
| <b>UPPER FLASH *</b><br><br>SKU TRUF                                       | <b>SNOW BREAK</b><br><br>SKU TRSB          | <b>JAMB CAP</b><br>optional leg<br>specify width<br><br><table border="1"> <tr> <td>TRJ5</td> <td>5 5/8"</td> </tr> <tr> <td>TRJ7</td> <td>7 5/8"</td> </tr> <tr> <td>TRJ9</td> <td>9 5/8"</td> </tr> </table> SKU | TRJ5   | 5 5/8" | TRJ7  | 7 5/8" | TRJ9   | 9 5/8" | <b>RODENT GUARD</b><br><br>SKU TRRO |
| TRJ5  | 5 5/8"  |  |  |        |       |        |  |        |  |
| TRJ7  | 7 5/8"  |  |  |        |       |        |  |        |  |
| TRJ9  | 9 5/8"  |  |  |        |       |        |  |        |  |
| <b>TRACK COVER</b><br><br>SKU TRTC   | <b>DOUBLE TRACK COVER</b><br><br>SKU TRTCD |    |  |        |       |        |  |        |  |

All trim is in 10'-3" lengths - up to 20'-3" lengths available in 2' increments

\* Specify pitch when ordering