

**COMMERCIAL/
INDUSTRIAL**

**CONCEALED
FASTENERS**

COVERAGE 17 3/4"

**MINIMUM SLOPE
1/2:12**

**OPEN FRAMING/
SOLID SUBSTRATE**

PANEL DESCRIPTION

- Limited 40-year warranty paint
- Finishes: 11 standard PVDF colors – 24 gauge
- Corrosion Protection on Substrate:
 - AZ-50 (ASTM A792) for painted Galvalume®
 - G-60 (ASTM A653) for painted Galvanized
 - G-90 (ASTM A653) for PVDF painted 24 gauge
- Sheet lengths: One inch increments to any length
- Multiple panel widths available
- Conditions may require side lap butyl sealant
- Optional: 22 gauge steel, custom colors, and pre-painted aluminum
- For color availability, cool roof specs, and other panel info, please see our website: www.metallionindustries.com



TESTING DATA



- UL 2218 Impact Resistance
- UL 790, 263 Fire Resistance
- UL 580 Uplift Resistance
- ASTM E-1592
- ASTM E-1646
- ASTM E-1680

PANEL FASTENING

CLIP & FASTENER INFORMATION

Fasten Clip to Wood using:

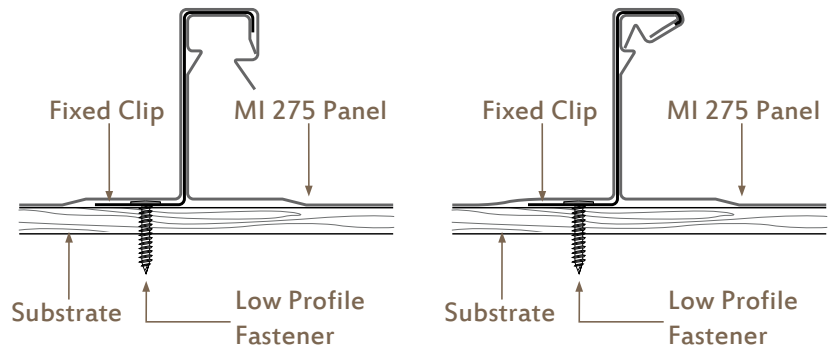
#10-9 Low Profile Wood Screw

Fasten Clip to Steel using:

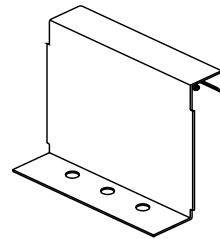
#12-14 Low Profile Drill-Tip Screw

Types of clips vary according to installation and application needs. Floating clips accommodate thermal expansion and contraction.

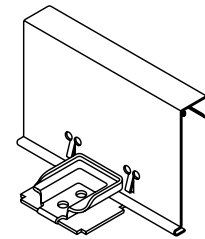
Screw thread should protrude no less than 1/4" through the substrate.



UL PANEL CLIP



Fixed Clip



Floating Clip

MI275 Allowable Loads (lbs/ft ²) per span			Wind Load Factor = 1.0 (not increased 33%)								
Ga	Span Type	Load Type	1'	1.5'	2'	2.5'	3'	3.5'	4'	4.5'	5'
24	Single	Positive Wind / Live Load (L/180 & L/240)	405.5	270.3	202.8	162.2	135.2	115.9	101.4	90.1	73.2
		ASTM E 1592 (Uplift)	135.2	123.1	111.1	99.1	87.1	75.1	63	51	39
	Double	Positive Wind / Live Load (L/180 & L/240)	311.7	207.8	155.8	124.7	103.9	86.7	66.4	52.5	42.5
		ASTM E 1592 (Uplift)	135.2	123.1	111.1	99.1	87.1	75.1	63	51	39
	Triple	Positive Wind / Live Load (L/180 & L/240)	354.2	236.1	177.1	141.7	118.1	101.2	83	65.5	53.1
		ASTM E 1592 (Uplift)	135.2	123.1	111.1	99.1	87.1	75.1	63	51	39
	Quadruple	Positive Wind / Live Load (L/180 & L/240)	340.8	227.2	170.4	136.3	113.6	97.4	77.5	61.2	49.6
		ASTM E 1592 (Uplift)	135.2	123.1	111.1	99.1	87.1	75.1	63	51	39

24 gauge has .0236" min Substrate Thickness, 50 KSI Tensile (UL)

NOTES:

1. Allowable loads were computed in accordance with the 2012 edition of the North American Specification For Design Of Cold-Formed Steel Structural Members.
2. Allowed loads are based on uniform span lengths, Material thickness = 0.023", Design thickness = 0.0223", Fy = 50 ksi.
3. Positive Wind Load and Live Load is limited by bending, shear, combined shear & bending and web crippling and deflection of L/180 or L/240.
4. ASTM E 1592 Uplift includes a 2.0 factor of Safety.
5. Panel Uplift Tested per ASTM E1592-01, Report #78-0260T-12, by Force Engineering & Testing, Inc.
6. The weight of the panel has not been deducted from the allowable loads.

Oil Canning: Flat metal surfaces can display waviness, commonly referred to as "oil canning", which is an inherent characteristic of steel. "Oil canning" is not a defect and therefore not an acceptable reason for rejection.